

8

7

6

5

4

3

2

1

REV:

DESCRIPTION:

BY

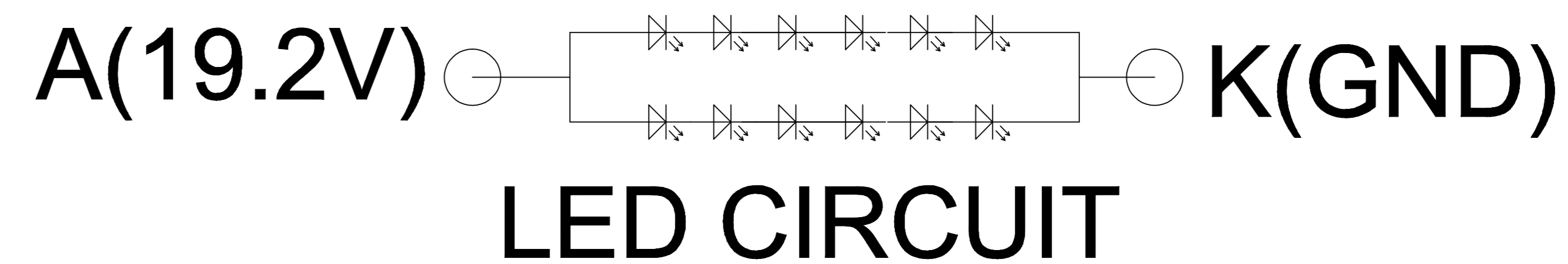
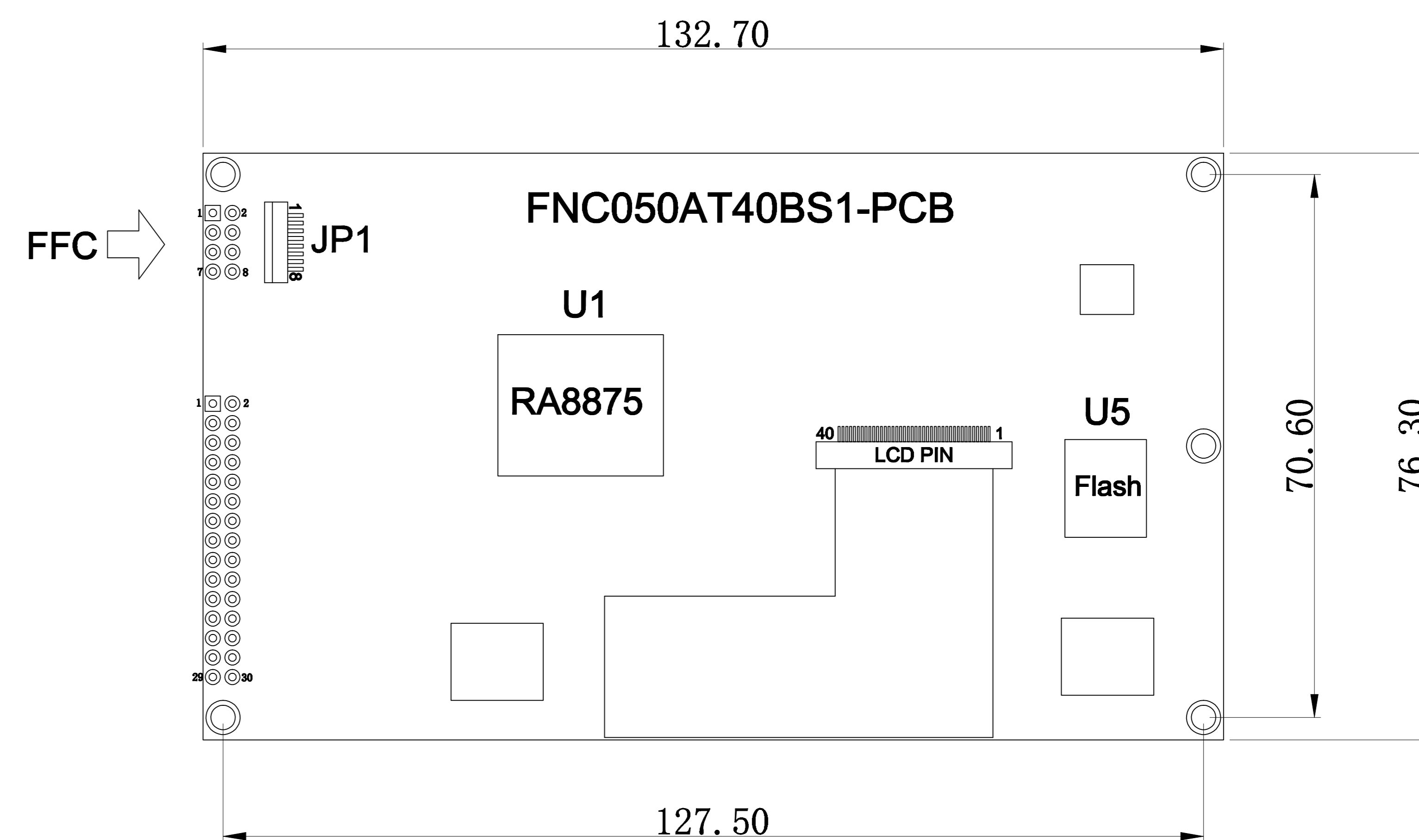
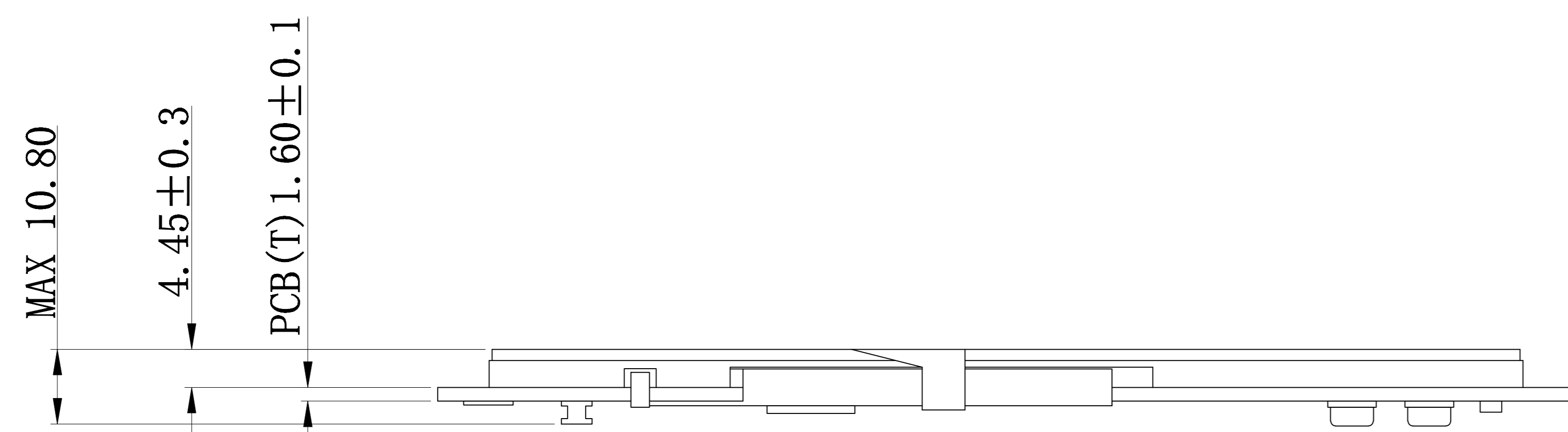
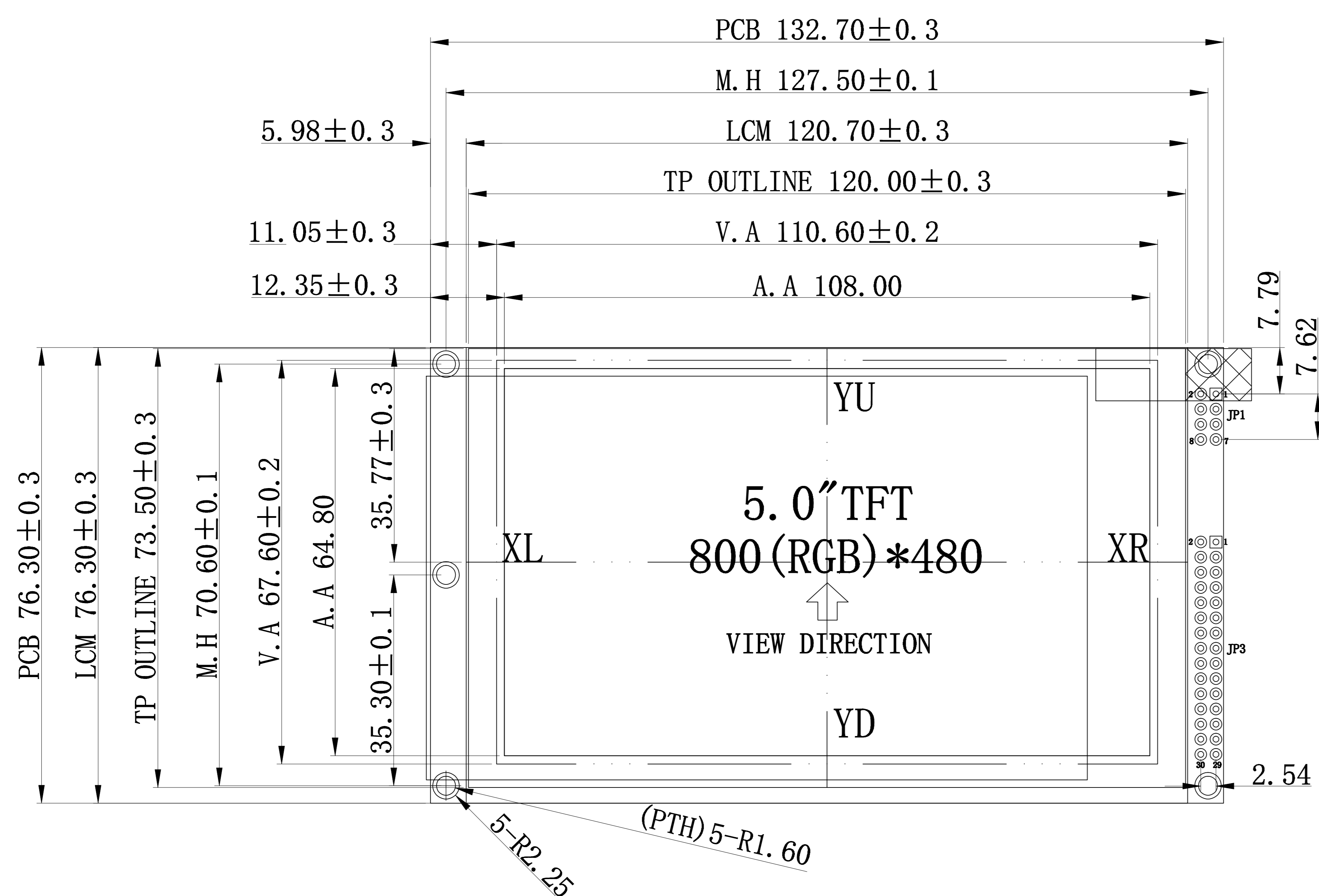
DATE

A0

First Design

JSW

2018-01-26



JP1/FFC1

1	VSS
2	VSS
3	VDD
4	VDD
5	/SCS
6	SDO
7	SDI
8	SCLK

No.	Item	Specification	Unit
1	LCM Design	5.0TFT+RTP+PCBA	-
2	Number of Pixels	800(W)x3(RGB)x480(H)	pixels
3	Active Area	108.00(H)x64.80(V)	mm
4	Outline Dimension	132.70(W)x76.30(H)x10.8(T)	mm
5	Display Mode	Normally white TN,Transmissive	-
6	Viewing Direction	6 O'clock	-
7	Display Color	16.7M	-
8	Contrast Ratio	500(TYPE)	-
9	Backlight	White LED(6*2)	-
10	Luminance(cd/m2)	400(MIN)	cd/m2
11	Operation Temp.	-20~70 °C	°C
12	Operation Current	350 mA @ 3.3V	mA
13	Interface	4-Wire SPI Serial Port	-
14	Download Port	NC	-
15	External Interface	I2C, 3-Wire SPI, MCU Interface	-

UNLESS OTHERWISE NOTED:

DRAWING TYPE: **SPI**REV: **A0**

UNITS

DECIMAL

DRAWING No.: FSD050AT40BS1-T01

MM

0	TO	6	±0.1
6	TO	30	±0.2
30	TO	100	±0.3

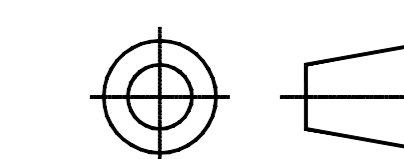
CHECKED BY:

DATE:

ANGLES

PLATED	THRU HOLES	+0.08
NON-PLATED	THRU HOLES	-0.03

THIRD ANGLE PROJECTION



±0.5°

NON-PLATED	THRU HOLES	+0.08
THRU HOLES		-0.03

SCALE 1 : 1

SHEET: 1 OF 1

4

3

2

1